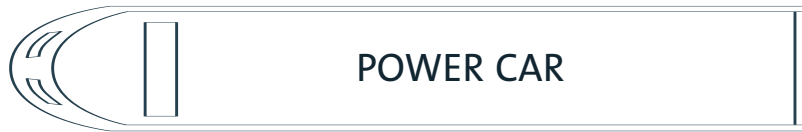


# Eurostar™ seating plan

## Coaches 1–9



← To London    To Paris/Brussels →

**COACH 1 STANDARD CLASS 48 SEATS**



↑ ← To London    To Paris/Brussels →

**COACH 2 STANDARD CLASS 56 SEATS**



← To London    To Paris/Brussels →

**COACH 3 STANDARD CLASS 56 SEATS**



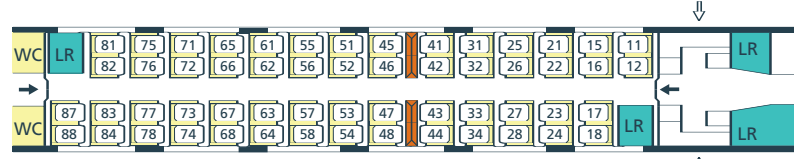
← To London    To Paris/Brussels →

**COACH 4 STANDARD CLASS 56 SEATS**



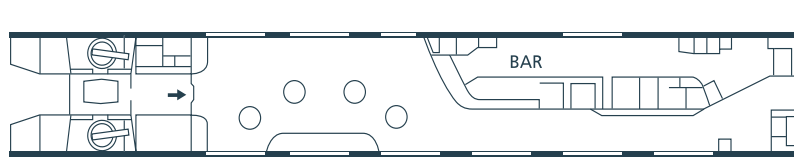
← To London    To Paris/Brussels →

**COACH 5 STANDARD CLASS 56 SEATS**



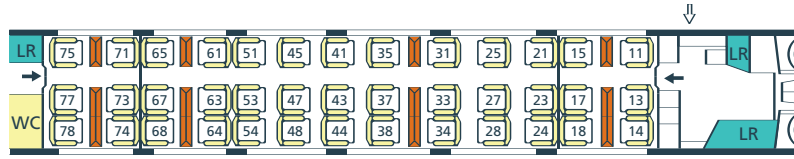
← To London    To Paris/Brussels →

**COACH 6 BAR-BUFFET**



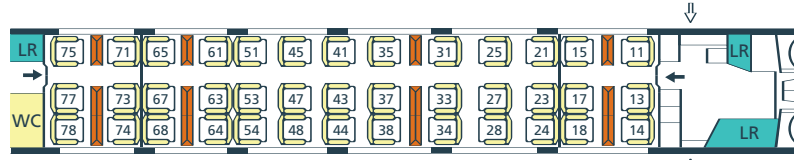
← To London    To Paris/Brussels →

**COACH 7 FIRST CLASS\* 39 SEATS**



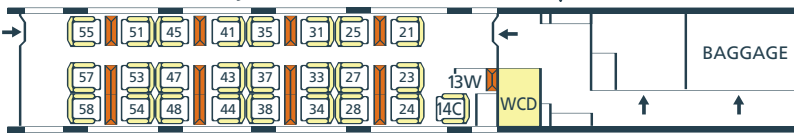
← To London    To Paris/Brussels →

**COACH 8 FIRST CLASS\* 39 SEATS**



← To London    To Paris/Brussels →

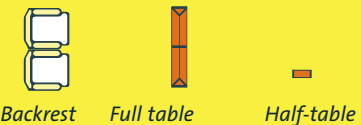
**COACH 9 PREMIUM\* 25 SEATS**  
(On Paris route only)



← To London    To Paris/Brussels →

**PLEASE NOTE**  
Seats facing forward on a journey from London will be facing backwards on the return journey. However, on rare occasions this may change.

**SEAT DETAIL**



**KEY**

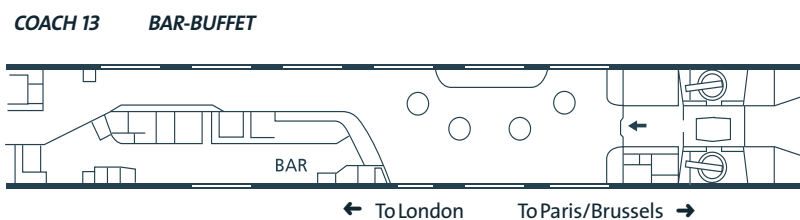
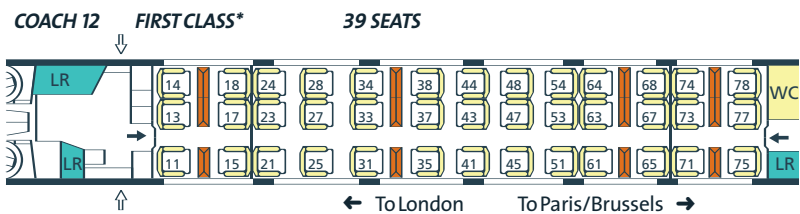
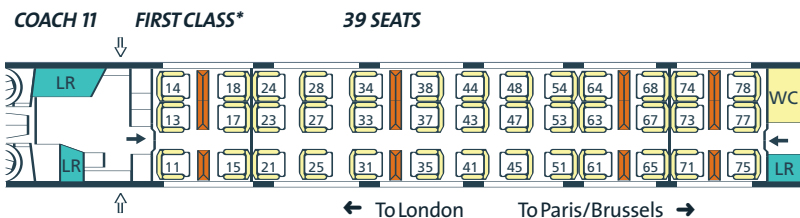
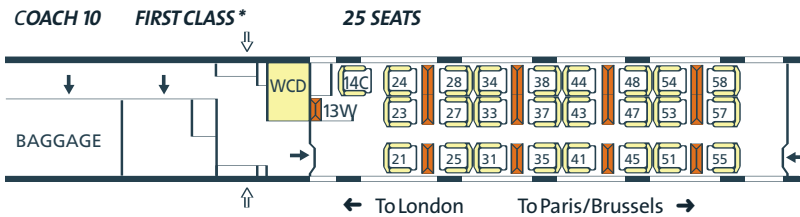
- ↓ Access door
- ➔ Automatic doors
- LR Luggage rack
- WC Toilet
- WCD Disabled person toilet
- W Wheelchair space
- C Wheelchair companion seat
- B Baby changing room
- F Family area
- Window

All trains are non-smoking

\*First Class is known as Castle Class, on the Disney service

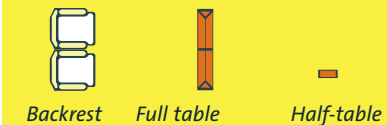
# Eurostar™ seating plan

## Coaches 10-18



**PLEASE NOTE**  
Seats facing forward on a journey from London will be facing backwards on the return journey. However, on rare occasions this may change.

### SEAT DETAIL



### KEY

- ↓ Access door
- ➔ Automatic doors
- LR Luggage rack
- WC Toilet
- WCD Disabled person toilet
- W Wheelchair space
- C Wheelchair companion seat
- B Baby changing room
- F Family area
- Window

All trains are non-smoking

\*First Class is known as Castle Class, on the Disney service